

Lengua castellana 1 PRIMARIA

Primer trimestre


Pauta




Proyecto **La Casa del Saber**

Santillana


Índice



Ficha 1: Las vocales	4
Ficha 2: La letra p	6
Ficha 3: La letra m	8
Ficha 4: La letra l	10
Ficha 5: La letra s	12
Ficha 6: La letra t	14
Ficha 7: La letra d	16
Ficha 8: La letra n	18
Ficha 9: La letra f	20
Ficha 10: La letra r	22
Ficha 11: La letra rr	24
Ficha 12: La letra h	26
Ficha 13: La letra c (ca, co, cu)	28
Ficha 14: La letra qu	30
Ficha 15: La letra c, qu	32
Ficha 16: La letra g (sonido suave)	34
Ficha 17: La letra gu	36
Ficha 18: La letra g, gu	38




a A



a a a a a

A A A A A

e E



e e e e e

E E E E E











i I





i i i i i

I I I I I


Ficha 1: Las vocales





p p p p p

P P P P P




pa pa

pa pa


pe pe


pe pe



pi pi

pi pi






pe pe . . .

pe pe . . .

pu pu . . .


pu pu . . .



● Copia.



papá



papa



Pepa

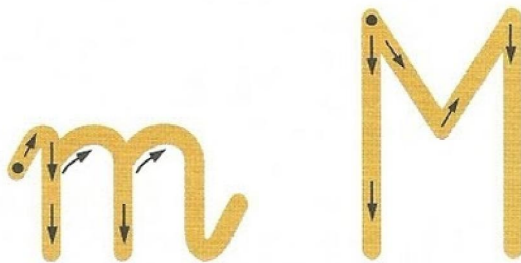

● Escribe cada palabra en su lugar.

pupa

pie

pico





m m m m m

M M M M M



ma ma

ma ma

me me

me me



mi mi

mi mi




mo mo . . .

mo mo . . .

mu mu . . .

mu mu . . .



● ¿Qué dicen? Escribe.

Blank speech bubble for writing.

muu

Blank speech bubble for writing.



mamá



Blank speech bubble for writing.



miau

Blank speech bubble for writing.



mua






l l l l l

L L L L L




la la

le le



li li

lo lo



lu lu

● Copia.



la pala



la mula

● Repasa y copia.

al al al

el el el

ol ol ol

al . .


el . .

ol . .

● Copia.




al polo




el olmo


● Colorea los dibujos y copia.








El puma



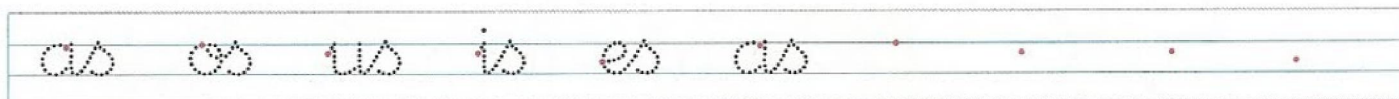
La paloma




La mula lame la miel.



● Repasa y copia.



● Copia.




las sumas



los osos

● Lee, copia y escribe el número.


☐


Isa se alisa el pelo.

☐

Elsa se asoma a la sala.


☐

Susi puso sal a la sopa sosa.




t t t t t

T T T T T



te te

ta ta



to to

tu tu




ti ti

● Copia.


Mi tío y las setas.




● Ordena y escribe palabras.



le ta ma



ta pa ta



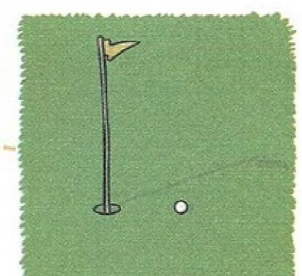

to te ma


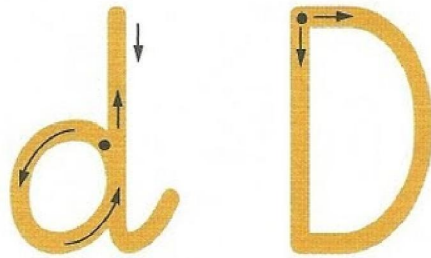

● Sigue el camino, completa y copia.

Teo mete la

Tomás ata la

Maite asusta al






d d d d d

D D D D D





du du

do do



di di

de de



da da

● Copia.

La pomada de Edu.

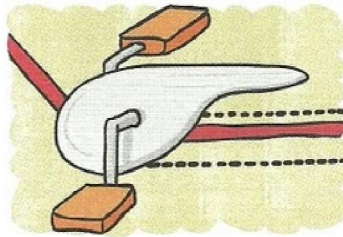



● Escribe cada palabra en su lugar.


diadema

dálmata

pedales





● Repasa y escribe.

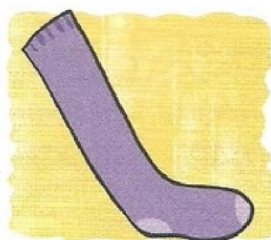


el dedo



los dedos



el dado




la media




n n n n n

N N N N N




ni ni

nu nu



no no

na na



ne ne

● Repasa y copia.



an un in on en .

.


● Copia.

Una nena



Unos nudos

● Copia.



Mamá pata es muy linda.

De su nido en el suelo,

los patos salen y nadan.

● Repasa y completa.




Un león











Unos



Una india



Unas




● Copia.





Una foto de Fede.





● Escribe sus nombres.







● Copia y numera.


☐



Felisa fue a una fiesta.

☐

La familia toma filetes.

☐

El fantasma es feo.



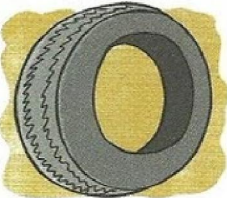

r r r r r

R R R R R




ra ra

ri ri



ru ru

re re



ro ro

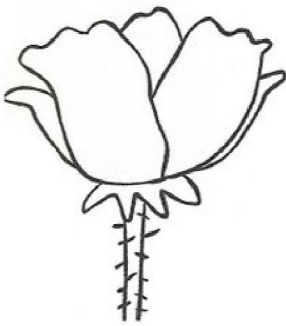
● Copia y colorea.




erro erra erre erri erru

.


● Colorea los dibujos, repasa y copia.



rosa





ratón



reno

● Escribe cada palabra en su lugar.



rueda




remo


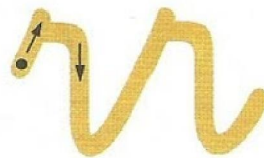
risa

rama



radio

reina





● Copia.



sierra

torre

parra

Blank handwriting practice lines.

Blank handwriting practice lines.

Blank handwriting practice lines.

● Colorea el dibujo y copia.




El perro tiene una pata rota.

Blank handwriting practice lines.

● Completa y copia.


Curro tiene una




La pinta de color




Pasea por la



● Completa y colorea los dibujos.








h h h h h

H H H H H





ha ha

hi hi



he he

ho ho



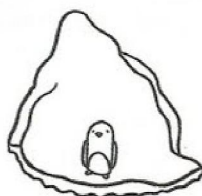
hu hu

● Colorea el dibujo y copia.



humo

Handwriting practice lines for the word 'humo'.



hielo

Handwriting practice lines for the word 'hielo'.




hotel

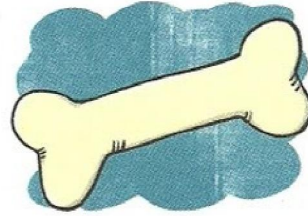
Handwriting practice lines for the word 'hotel'.

● Lee, completa y copia.

El hada tiene un



La hiena huele un



● Copia y une.


Hipólito tiene hipo.







La almohada de hilo.



Un día húmedo.






● Copia.



cama




cometa



cuna



camión



comida



coleta

Ficha 13: La c (ca, co, cu)


● Completa y copia.

El nene está en la




cuna

Ana salta en la



cama


Cuca come



melocotón

● Lee, copia y dibuja.

Nicolás tiene una camisa rosa.



qu Qu

qu qu qu qu qu

Qu Qu Qu Qu Qu



que que

qui qui



● Copia.




quiosco

Handwriting practice lines for the word 'quiosco'.



paquete

Handwriting practice lines for the word 'paquete'.



mosquito

Handwriting practice lines for the word 'mosquito'.



raqueta


Handwriting practice lines for the word 'raqueta'.

● Ordena y escribe palabras.

mal

qui

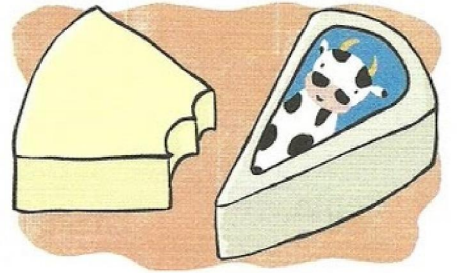
es



si

tos

que



● Copia y colorea los dibujos.


Cuqui corre con Roque.




Quique se ha quemado.

La esquina del esquimal.





c qu



ca que qui co cu ca que

ca

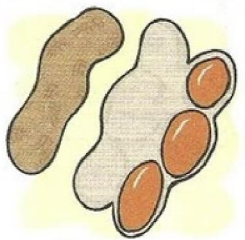
● Copia.



coleta



cocos



cacahuete




maqueta



● Copia y dibuja.

Una foca que

pesca un salmón.



● Completa, repasa y copia.




Quique limpia la moqueta.

Paco come _____

El _____ se quedó quieto.



● Escribe.



m


c

c



g g g g g

G G G G G



ga ga

go go



gu gu

● Copia.



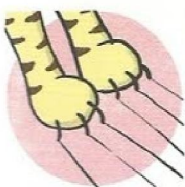
gafas




lengua



gotas



garra



lago



gorro

Ficha 16: La g (sonido suave)

● Copia y une.

El gato y el agua.



Mi amigo el mago.




Tengo tus guantes.





● Lee, copia y dibuja.

Tengo una gaseosa.




Ágata metió un gol.







gu Gu



gu gu gu gu gu . . .
Gu Gu Gu Gu Gu . . .



qui qui . . .



que que . . .

● Copia.

Olga quisa espaguetis.



Miguel sigue al guía.




● Escribe cada palabra en su lugar.

guitarra



Miguel

● Copia.




El águila come espaguetis.

El águila quisa
los quisantes.


● Copia y colorea el dibujo correcto.

Agustín come las quindas.







g gu



ga que qui go gu

ga que . . .

● Completa y copia.





Me gusta la gaita de Marga.

El gorrión come un g.

Mi amiga Olga come h.

● Copia.

El  y el  son amigos.


Goyo se pone  y .

● Lee, copia y dibuja.

Al gato goloso

le gustan las gafas

y las golosinas.



Dirección de Arte: José Crespo.

Proyecto gráfico

Portada: Carrió/Sánchez/Lacasta.

Interiores: Paco Sánchez y Avi.

Ilustración de portada: Juan Berrio.

Jefa de proyecto: Rosa Marín.

Coordinación de ilustración: Carlos Aguilera.

Jefe de desarrollo de proyecto: Javier Tejeda.

Desarrollo gráfico: José Luis García y Raúl de Andrés.

Dirección técnica: Ángel García.

Coordinación técnica: José Luis Verdasco.

Confección y montaje: Francisco Lozano y Aurora Martín.

Corrección: Pilar Pérez.

© 2007 by Santillana Educación, S. L.
Torrelaguna, 60. 28043 Madrid
PRINTED IN SPAIN
Impreso en España por Dédalo offset.

ISBN: 978-84-294-0656-6
CP: 824493
Depósito legal: M - 148 - 2009

Queda prohibida, salvo excepción prevista en la ley, cualquier forma de reproducción, distribución, comunicación pública y transformación de esta obra sin contar con la autorización de los titulares de la propiedad intelectual. La infracción de los derechos mencionados puede ser constitutiva de delito contra la propiedad intelectual (artículos 270 y siguientes del Código Penal).

ISBN-13: 978-84-294-0656-6
ISBN-10: 84-294-0656-5



9 788429 406566



Lengua castellana **1** PRIMARIA

Cuaderno **primer trimestre**
Pauta



Proyecto **La Casa del Saber**

Santillana